

Nature Journaling: Treasure Map

To make a Nature Treasure Map, you can explore nature anywhere. It could be around your house, in your neighborhood, or on a trail.

As you walk, whenever you notice something in nature that stands out to you, stop and spend a moment sketching it and labeling what you observe.




Continue walking and adding treasures as you go.

Use a dotted line to represent the route you walked. At the end, you'll have a complete treasure map of the area you walked!

Name:

Date:

Time and Location:



based on activity from *How to Teach Nature Journaling* by John Muir Laws and Emilie Lygren, available at howtoteachnaturejournaling.com

